

## MOP-36ST Specifications

Number of Terminals	36
Fuse Type	Standard Blow 20 x 5mm glass fuse
Fuse Current	250ma
Channel Current	1.0 Amp Maximum
Normal Voltage Range	10 to 24VDC
Maximum Voltage	24VDC
Termination	Spring Clamp
Mounting	DIN Rail EN50 022,35,45
Field conductor size	Solid - 0.2 to 2.5mm Flexible - 0.2 to 1.5mm AWG - 24 to 14
Environmental Conditions	
- Operating Temperature	0 to 60 degrees C
- Storage Temperature	-40 to 85 degrees C
- Relative Humidity	5 to 95% noncondensing
Dimensions (W x H x L)	76.5mm x 65mm x 204mm

## Accessory

### PLC to MOP module Wiring Assembly

This is available either with or without the MOP Module. It can be made to measure with or without the PLC Connector block attached.

Note : It isn't included with the MOP Module because of PLC Type variations.



### Ordering Details

36 way Straight Module with 24VDC Fused Outputs MOP-ST36  
Ribbon Connector for 36 way swing arm MOP-ST36-t-x.x  
x.x denotes length in metres  
t denotes PLC Type

**Caution:** MOP equipment is classified as open equipment and must be installed (mounted) in an enclosure during operation to provide safety protection.

This product is designed to meet Council Directive 73/23/EEC low voltage, by applying the safety requirements EN 61131-2.

technology | concepts | solutions

TCS [NZ] Ltd 34 The Boulevard Te Rapa  
PO Box 20489 Hamilton New Zealand


P +64 7 849 7729  
F +64 7 849 2548

E sales@tcs-nz.co.nz  
W www.tcs-nz.com



## MOP36ST Straight Module

## User Manual



**MOP**protection™

PLC I/O Wiring System  
36 way Straight Module  
Cat No. MOP-36ST  
Document No. 722-4029-B00

technology | concepts | solutions

## Introducing MOP<sup>o</sup>protection

**MOP<sup>o</sup>protection** - is a PLC I/O wiring system that provides fused protection to reduce exposure from component failure that could cripple an automated plant. In addition to the increased protection this PLC I/O wiring system minimizes PLC panel assembly time. It has factory assembled wiring looms and DIN rail mounted chassis.


**MOP<sup>o</sup>protection** - is the most advanced PLC I/O wiring system of its type with features that will return real benefits.

**MOP<sup>o</sup>protection** - is TCS-NZ Ltd's latest addition to its range of value-added safety devices.

**MOP<sup>o</sup>protection** - is the most cost competitive product of its kind on the market.

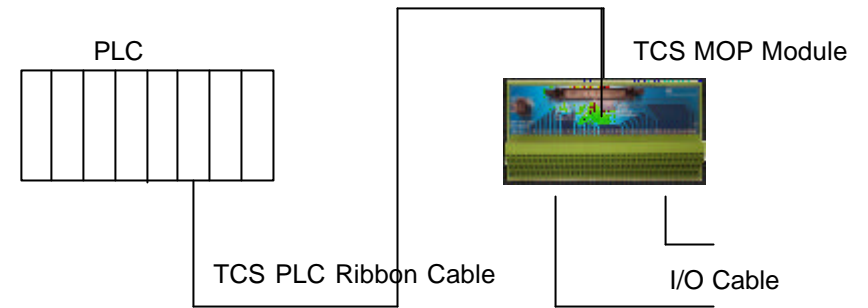
## Overview of the MOP36ST

The MOP36ST module connects freeform I/O wiring directly to the PLC via a made to measure TCS cable. It provides easy termination of the larger core field wiring to the much smaller socket connector of the PLC module. It is especially suitable for connection to the AB1756 I/O Block. In addition it has a number of other value-added features shown here :-

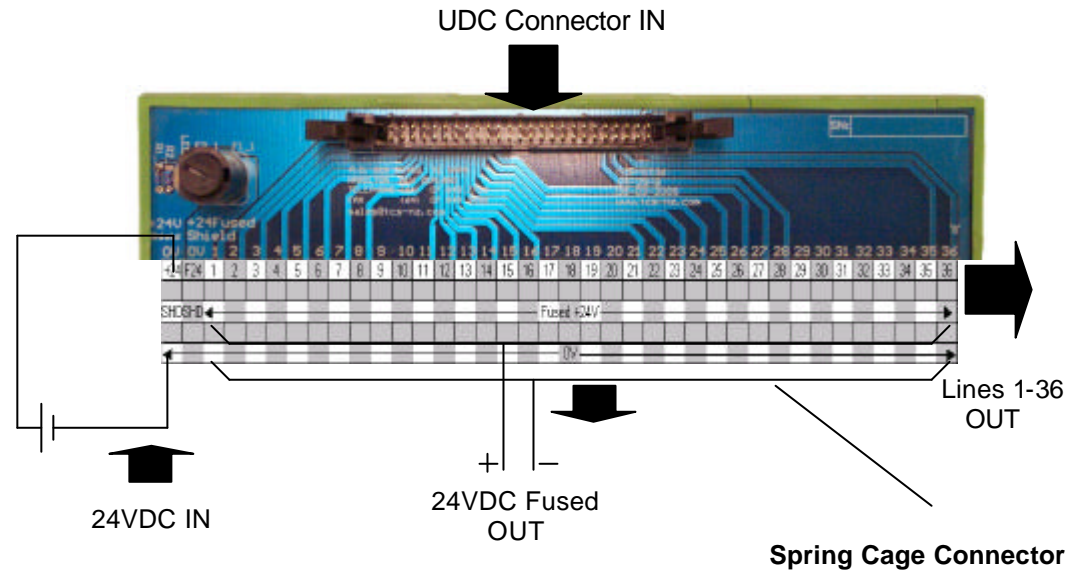


## Installation of the MOP36ST

### PLC To Module Wiring Schematic



**Wire The MOP36ST according to the following diagram :-**



### Wiring Notes :-

#### Module

1. You can only connect wiring to the module on the terminal block.
2. All terminals with the same name are connected together on the module.
3. The module requires a single voltage source connected to the +24 and 0V terminals.

#### Terminal Block (TB)

Wire the TB with a 3.2mm maximum flat-bladed screwdriver

1. Strip 9.5mm maximum length of wire
2. Insert the screwdriver into the upper hole of the terminal
3. Insert the wire into the open terminal and remove the screwdriver

**Note:** Its is advisable to use wire ferrules